

Offers In The Region Of £750,000

Jayman
www.jayman.co.uk

Estate Agents



Roman Way

Lichfield, WS14 9YP

Roman Way, Lichfield, WS14 9YP

Jayman offer for sale this superbly presented four bedroom detached family home on Roman Way set on the highly sought after Boley Park. With three reception rooms, conservatory, breakfast kitchen, utility, double garage, private immaculate rear garden and four great sized bedrooms this family home needs to be viewed to be fully appreciated. Available with no upward chain.

Approach

Set back from the road with driveway providing parking for several cars and leading to the double garages (with two electric up and over doors)

Porch

Enclosed porch leading to reception hallway.

Reception Hallway

With stairs to first floor, useful under stairs storage cupboard and doors leading off to;

Lounge 11'5" x 19'8" into bay (3.5 x 6 into bay)

Spacious lounge with feature fireplace and bay window to fore with additional window to the side.

Sitting Room 9'5" x 11'7" (2.89 x 3.54)

Pleasant sitting room to the rear of the property that leads to the Conservatory.

Conservatory 9'8" x 12'2" (2.97 x 3.71)

With radiators and fan overhead and doors leading to garden.

Dining Room 10'4" x 12'3" (3.17 x 3.74)

Spacious dining room with window to fore and door to Kitchen to rear.

Downstairs shower room 7'10" x 4'10" (2.4 x 1.48)

With suite comprising of wash hand basin, wc and shower cubicle.

Breakfast Kitchen 11'8" x 12'5" (3.58 x 3.81)

Spacious breakfast kitchen with a range of storage cupboards, sink and drainer, double oven, integral fridge, integral dishwasher, space for breakfast table and chairs, window to rear garden and doors to Hallway, Dining Room and to Utility.

Utility 6'8" x 11'8" (2.04 x 3.57)

With a range of storage cupboards, space and plumbing for appliances, housing boiler.

Double Garage 17'2" x 22'7" (5.25 x 6.9)

Double garage with two electric up and over doors and door leading to rear garden.

Rear garden

Mature rear garden with great sized lawn, patio areas and side access.

First floor

Landing with doors leading to;

Master Bedroom 10'7" x 14'9" (3.24 x 4.5)

Double bedroom with a range of built in wardrobes, window to fore and door to ensuite.

Ensuite bathroom

With suite comprising of corner bath, corner shower cubicle, wash hand basin and WC.

Bedroom 2 11'8" max x 12'7" (3.56 max x 3.86)

Double bedroom with a range of built in wardrobes and window to fore.

REQUIRE A MORTGAGE? Our independent advisor can compare "whole of market" to help find the best mortgage to suit your circumstances. Please call 01543 416 567 for a free mortgage quote including some deals only available through our network. **LEGAL CONVEYANCING** Jayman Conveyancing provides fast efficient low cost legal work with a no sale-no fee guarantee. Call 01543 416 567. **AGENTS DESCRIPTIONS** These details imply the opinion of the agent at the time these details were prepared and are subjective. It may be that the purchaser's opinion differs. **VIEWING ARRANGEMENTS** By appointment only with Jayman on 01543 416 567 **COUNCIL TAX** Please refer to www.voa.gov.uk for this information. **DESCRIPTIONS AND MEASUREMENTS** All measurements are approximate and some may be maximum on irregular walls. The plan shows the approximate layout of the rooms to show the inter relationship of relationship of one room to another but is not necessarily to scale. **CONSENTS** We have not had sight of any relevant building regulations, guarantees or planning consents and all relevant documentation pertaining to this property should be checked by your legal advisor before exchanging contracts.

Bathroom

With twin wash hand basins, wc and bath.

Bedroom 3 11'5" x 9'9" (3.48 x 2.99)

Double bedroom with window to rear.

Potential (subject to planning) to knock through into the adjoining sauna room to convert to ensuite shower room.

Sauna Room

With sauna and separate shower cubicle.

Bedroom 4 9'5" x 11'9" (2.88 x 3.59)

Double bedroom with window to rear.

Disclaimer and AML checks

MONEY LAUNDERING REGULATIONS

Should a purchaser(s) have an offer accepted on a property marketed by Jayman, they will need to undertake an identification check and asked to provide information on the source and proof of funds. This is done to meet our obligation under Anti Money Laundering Regulations (AML) and is a legal requirement. We use a specialist third party service together with an in-house compliance team to verify your information. The intending purchaser(s) will be asked to pay a non-refundable compliance fee of £30.00 inc. VAT per buyer for these checks and will be required to be paid in advance when an offer is agreed and prior to a sales memorandum being issued.

1: These particulars do not constitute part or all of an offer or contract.

2: The measurements indicated are supplied for guidance only and as such must be considered incorrect.

3: Potential buyers are advised to recheck the measurements before committing to any expense.

4: Jayman has not tested any apparatus, equipment, fixtures, fittings or services and it is the buyers interests to check the working condition of any appliances.

5: Jayman has not sought to verify the legal title of the property, and the buyers must obtain verification from their solicitor.

Looking to sell your home?

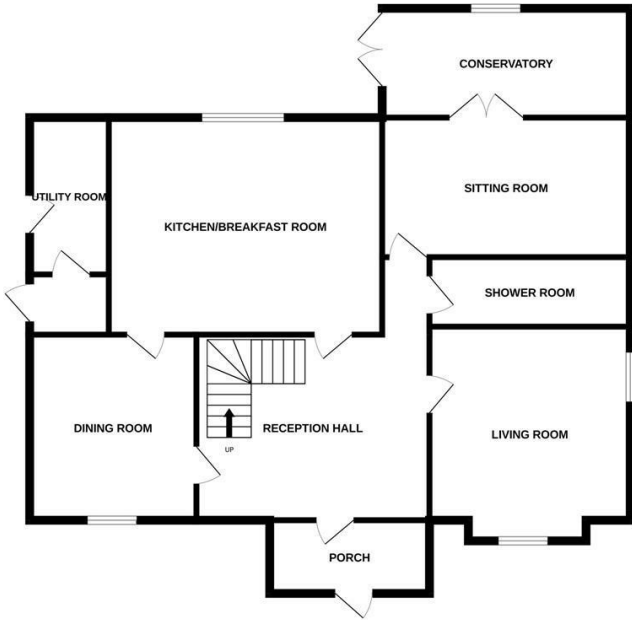
Our dedicated team is here to make the process smooth, stress-free, and successful.

We pride ourselves on exceptional customer service, guiding you every step of the way with clear communication, expert advice, and a personalized approach tailored to your needs.

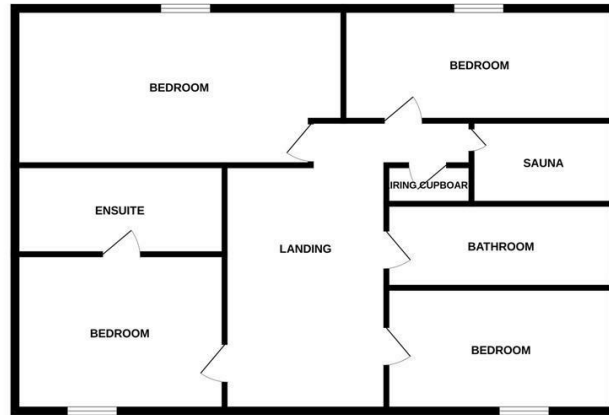
Our top priority is to help you achieve the highest possible price for your property, using strategic marketing, local market expertise, and skilled negotiation. Trust us to deliver results with care, professionalism, and your best interests at heart. For a free valuation please contact us.



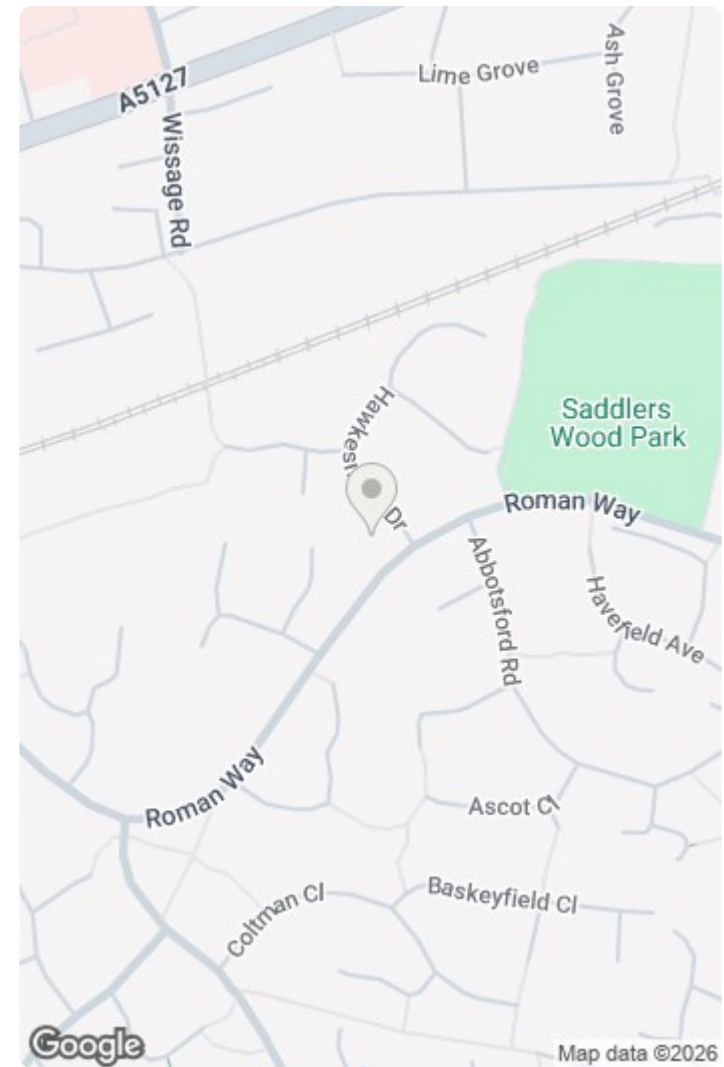
GROUND FLOOR



1ST FLOOR



Whilst every attempt has been made to ensure the accuracy of the floorplan contained here, measurements of doors, windows, rooms and any other items are approximate and no responsibility is taken for any error, omission or mis-statement. This plan is for illustrative purposes only and should be used as such by any prospective purchaser. The services, systems and appliances shown have not been tested and no guarantee as to their operability or efficiency can be given.
Made with Metroplan ©2025



Energy Efficiency Rating		Environmental Impact (CO ₂) Rating	
Band	Current	Band	Current
A		A	
B		B	
C		C	
D		D	
E		E	
F		F	
G		G	

For energy efficient - lower running costs
For environmentally friendly - lower CO₂ emissions
For energy efficient - higher running costs
For environmentally friendly - higher CO₂ emissions

England & Wales EU Directive 2002/91/EC

We endeavour to make our sales details accurate and reliable but they should not be relied on as statements or representations of fact and they do not constitute any part of an offer or contract. The seller does not make any representation or give any warranty in relation to the property and we have no authority to do so on behalf of the seller. Services, fittings and equipment referred to in the sales details have not been tested (unless otherwise stated) and no warranty can be given as to their condition. We would strongly recommend that all information, which we provide, about the property is verified by yourself or your advisers.

